

0.75" Light Bar

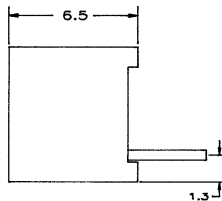
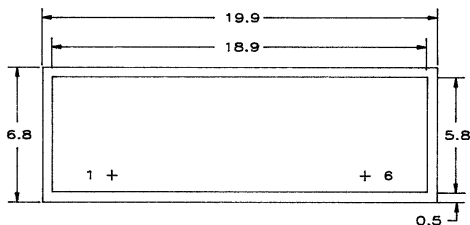
FEATURES

- 0.75" light bar
- Suitable for backlighting
- Uniform light emission

OPTO-ELECTRICAL CHARACTERISTICS (Ta = 25°C)

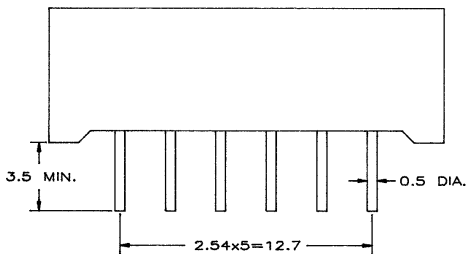
PART NO.	PEAK WAVE LENGTH (nm)	EMITTED COLOR	MAXIMUM RATINGS					OPTO ELECTRICAL CHARACTERISTICS						
			IF(mA)	VR(V)	PD (mW)	T _{op} (°C)	T _{stg} (°C)	VF(V)			IR(μA)		IV(mcd)	
								typ.	max.	@mA	max.	@VR	typ.per die	@mA
MTLB2175-G	567	Green	30	5	85	-25~+85	-25~+100	2.1	3.0	20	100	5	5.7	10
MTLB3175-Y	585	Yellow	30	5	85	-25~+85	-25~+100	2.1	3.0	20	100	5	4.6	10
MTLB4175-O	635	Orange	30	5	85	-25~+85	-25~+100	2.1	3.0	20	100	5	6.5	10
MTLB4175-HR	635	Hi-Eff Red	30	5	85	-25~+85	-25~+100	2.1	3.0	20	100	5	6.5	10
MTLB7175-UR	660	Ultra Red	30	4	70	-25~+85	-25~+100	1.9	2.5	20	100	4	25.4	20

PACKAGE DIMENSIONS AND PIN FUNCTIONS

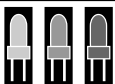


PIN NO. FUNCTION

1. ANODE
2. CATHODE
3. ANODE
4. CATHODE
5. ANODE
6. CATHODE



1. ALL DIMENSIONS ARE IN mm, TOLERANCE IS ± 0.25 mm UNLESS OTHERWISE SPECIFIED.
2. THE SLOPE ANGLE OF ANY PIN MAY BE $\pm 5.0^\circ$ MAX.



marktech
optoelectronics

120 Broadway • Menands, New York 12204

Toll Free: (800) 98-4LEDS • Fax: (518) 432-7454